

FPZ
BLOWER TECHNOLOGY

SERIES K-MS MOR


ATEX II 3G/D c T3/T125 VERSION

TECHNICAL CHARACTERISTICS

- Aluminium alloy construction
- High efficiency impeller

OPTIONS

- Special Voltages (IEC 60038)
- Surface treatments
- Increased seal version



Data sheet

LATERAL CHANNEL BLOWER-EXHAUSTER

COMPANY WITH QUALITY MANAGEMENT
SYSTEM CERTIFIED BY DNV
= ISO 9001:2008 =



PRESSURE

Model	N 2900 rpm [kW]	N 3500 rpm [kW]	Q max 2900 rpm [m³/h]	Q max 3500 rpm [m³/h]	ΔP max 2900 rpm [hPa](mbar)	ΔP max 3500 rpm [hPa](mbar)	Leq ¹ 2900 rpm (Lp)[dB(A)]	Leq ¹ 3500 rpm (Lp)[dB(A)]	Weight ² max [kg]
K03-MS	0,55	0,66	74	89	150	150	60	62	13
K04-MS	0,75	0,86	137	166	140	120	62,6	64,6	17,1
	1,1	1,25	137	166	200	175	62,8	64,8	18,5
K05-MS	1,5	1,7	219	265	160	130	68,5	70,5	28
	2,2	2,5	219	265	250	225	68,8	70,8	31
K06-MS	3	3,5	304	366	200	175	71,3	73,3	34,5
	4	4,6	304	366	300	275	71,6	73,6	50
K07-MS	3	3,5	414	499	175	140	76,7	78,7	51
	4	4,6	414	499	225	185	77	79	59,5
	5,5	6,3	414	499	300	275	77,3	79,3	70,5
K08-MS	4	4,6	536	647	160	100	77,7	79,7	61
	5,5	6,3	536	647	220	200	78	80	72
	7,5	8,6	536	647	325	300	78,3	80,3	77,5
K09-MS	5,5	6,3	663	800	175	100	78,2	80,2	77
	7,5	8,6	663	800	250	200	78,5	80,5	84
	11	12,5	663	800	375	325	79	81	114
K10-MS	7,5	8,6	782	944	175	125	78,5	80,5	86
	11	12,5	782	944	275	250	79,4	81,4	116
	15	17	782	944	400	400	79,6	81,6	130
K11-MS	7,5	-	915	1105	125	-	80	-	93
	11	12,5	915	1105	225	175	80,4	82,4	123
	15	17	915	1105	375	325	80,7	82,7	137
	18,5	21,5	915	1105	400	400	83,6	85,6	155
K12-MS	11	12,5	1022	1234	150	100	80,9	82,9	126
	15	17	1022	1234	250	225	81,2	83,2	140,5
	18,5	21,5	1022	1234	325	275	84,1	86,1	158,5
K75-MS	4	4,6	477	576	150	100	77,4	79,4	60
	5,5	6,3	477	576	215	165	77,7	79,7	71
	7,5	8,6	477	576	285	265	78	80	76,5

INSTALLATION

- For proper use, the blower should be equipped with inlet Atex FILTER and Flow Relief VALVE.
- Ambient temperature from -15° to +40°C (+5° to +104° F).
- Specifications subject to change without notice.
- Before installation read carefully all instructions.

¹ Noise measured at 1 m distance with inlet and outlet ports piped, in accordance to ISO 3744

² Value refers to the weight of the machine with 3 Phase motor if MOR range, without motor if GOR or GVR range.

N: Installed motor power

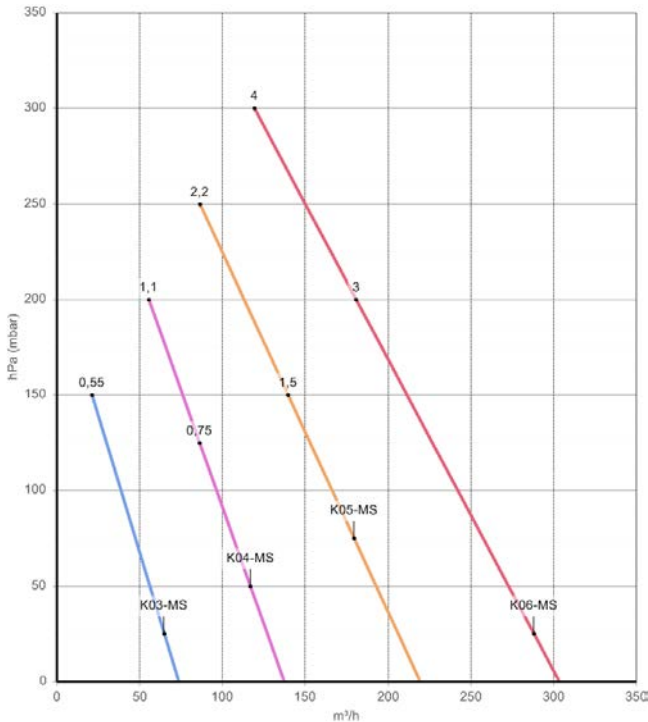
Q: Flow rate

P: Differential pressure

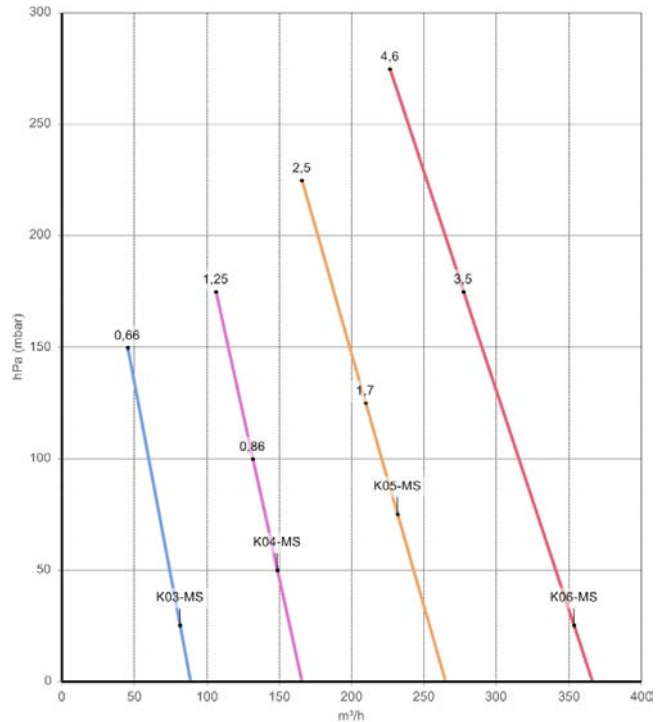
Leq: Noise

PRESSURE

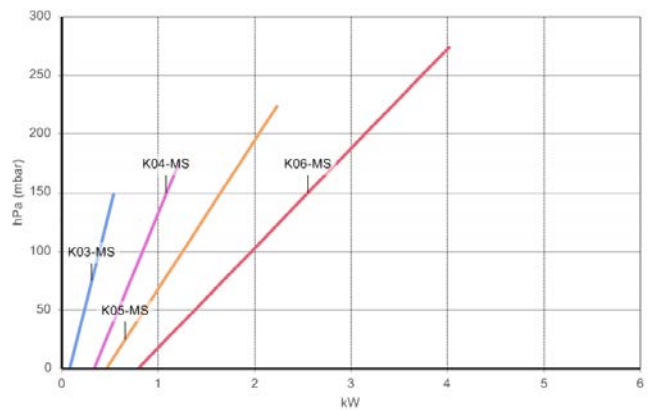
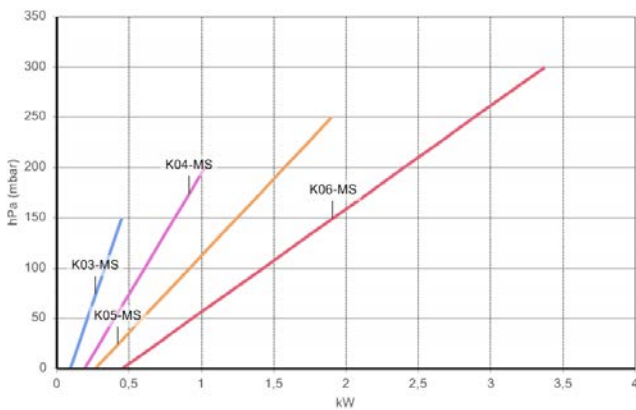
2900 rpm (50 Hz)



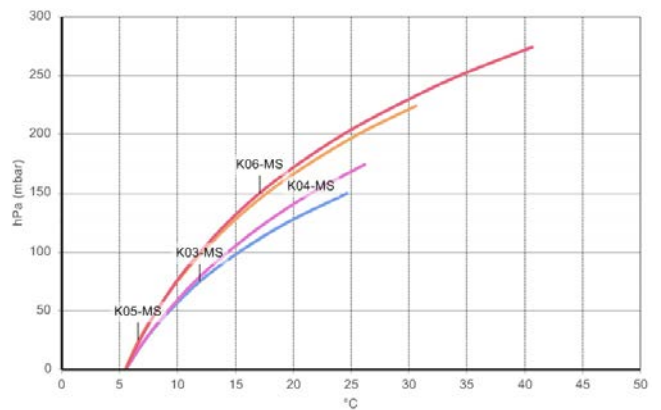
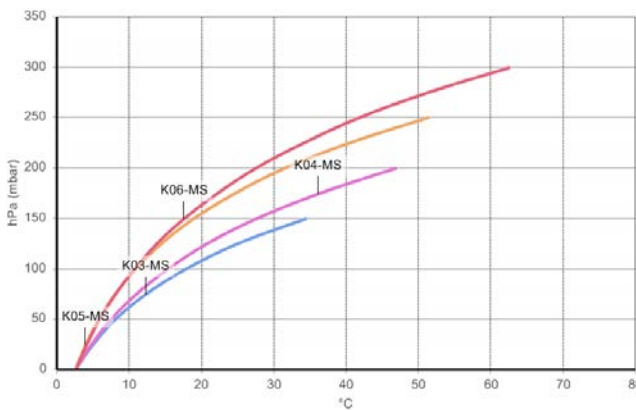
3500 rpm (60 Hz)



FLOW RATE



ABSORBED POWER



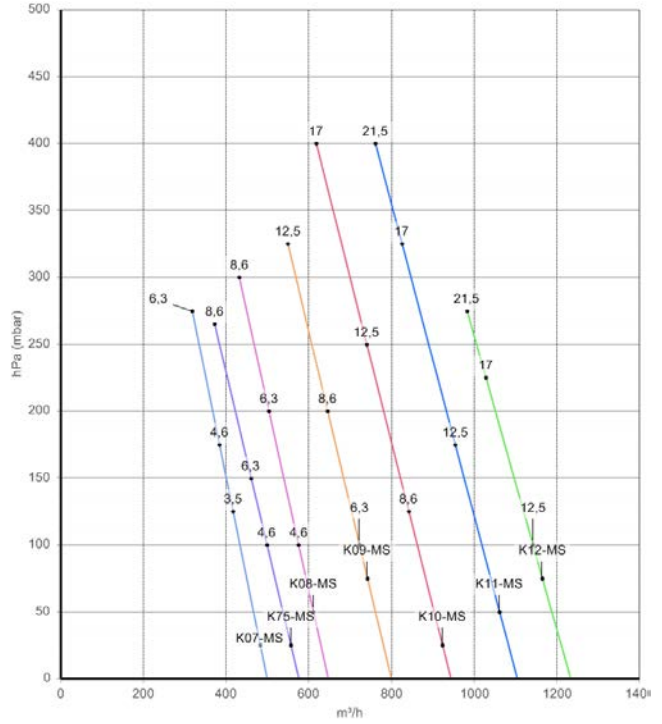
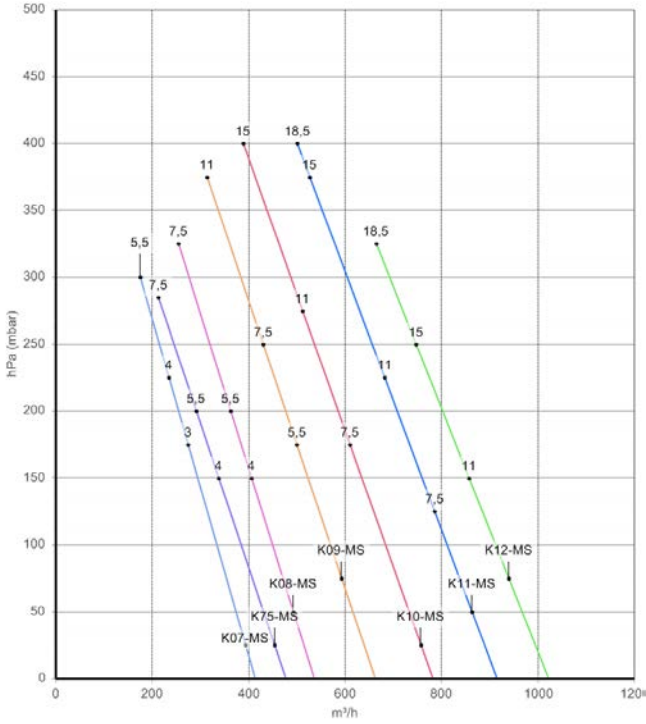
TEMPERATURE INCREASE

Curves refer to air at 20°C (68° F) temperature and 1013 mbar (29.92 In Hg) atmospheric pressure (abs) measured at inlet port.
Values for flow, power consumption and temperature rise: ±10% tolerance
Data can change without prior notice

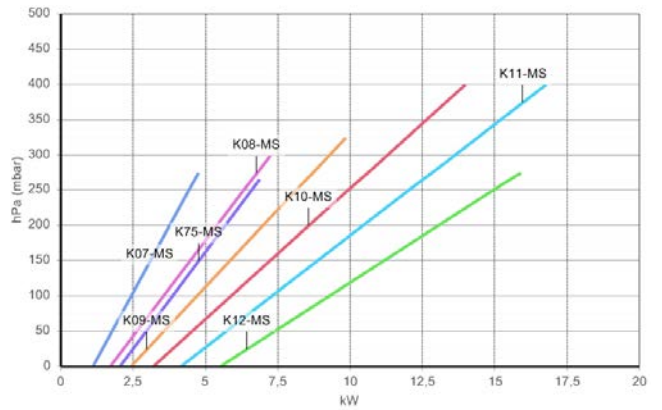
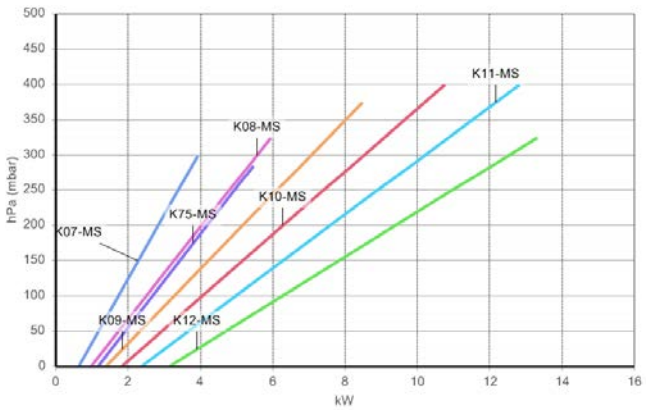
PRESSURE

2900 rpm (50 Hz)

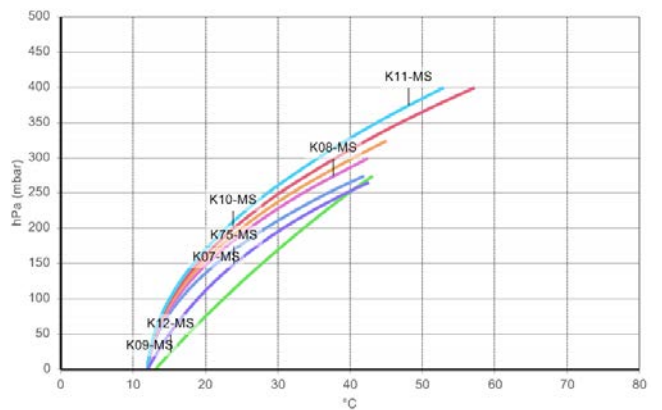
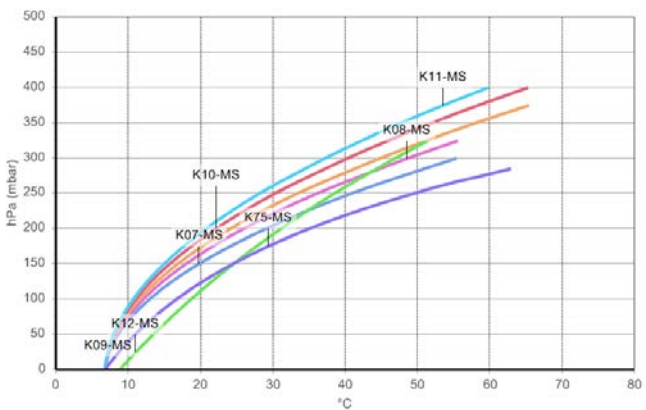
3500 rpm (60 Hz)



FLOW RATE



ABSORBED POWER



TEMPERATURE INCREASE

Curves refer to air at 20°C (68° F) temperature and 1013 mbar (29.92 In Hg) atmospheric pressure (abs) measured at inlet port.
Values for flow, power consumption and temperature rise: ±10% tolerance
Data can change without prior notice.

VACUUM

Model	N 2900 rpm [kW]	N 3500 rpm [kW]	Q max 2900 rpm [m ³ /h]	Q max 3500 rpm [m ³ /h]	ΔP max 2900 rpm [hPa](mbar)	ΔP max 3500 rpm [hPa](mbar)	Leq ¹ 2900 rpm (Lp)[dB(A)]	Leq ¹ 3500 rpm (Lp)[dB(A)]	Weight ² max [kg]	Ps max A [bar]
K03-MS	0,55	0,66	74	89	120	150	59	61	13	1,8
K04-MS	0,75	0,86	137	166	140	120	61,6	63,6	17,1	1,8
	1,1	1,25	137	166	200	175	61,8	63,8	18,5	1,8
K05-MS	1,5	1,7	219	265	160	130	67,5	69,5	28	2
	2,2	2,5	219	265	200	225	67,8	69,8	31	2
K06-MS	3	3,5	304	366	200	175	70,3	72,3	34,5	2
	4	4,6	304	366	225	250	70,6	72,6	50	22
K07-MS	3	3,5	414	499	175	140	75,7	77,7	51	2,8
	4	4,6	414	499	225	185	76	78	59,5	2,8
	5,5	6,3	414	499	-	250	-	78,3	70,5	2,8
K08-MS	4	4,6	536	647	160	100	76,8	78,8	61	2,8
	5,5	6,3	536	647	220	200	77,1	79,1	72	2,8
	7,5	8,6	536	647	275	275	77,4	79,4	77,5	2,8
K09-MS	5,5	6,3	663	800	175	100	77,3	79,3	77	2,8
	7,5	8,6	663	800	250	200	77,6	79,6	84	-
	11	12,5	663	800	300	300	79,1	81,1	114	-
K10-MS	7,5	8,6	782	944	175	125	77,7	79,7	86	2,8
	11	12,5	782	944	275	250	78,5	80,5	116	-
	15	17	782	944	300	300	78,8	80,8	130	-
K11-MS	7,5	-	915	1105	125	-	80	-	93	2,8
	11	12,5	915	1105	225	175	81	83	123	-
	15	17	915	1105	300	300	81,8	83,8	137	-
	18,5	21,5	915	1105	-	-	-	-	155	-
K12-MS	11	12,5	1022	1234	150	100	81,5	83,5	126	2,8
	15	17	1022	1234	250	225	82,3	84,3	140,5	-
	18,5	21,5	1022	1234	275	300	85,2	87,2	158,5	-
K75-MS	4	4,6	477	576	150	100	76,4	78,4	60	2,8
	5,5	6,3	477	576	215	165	76,7	78,7	71	-
	7,5	8,6	477	576	-	250	-	79	76,5	-

¹ Noise measured at 1 m distance with inlet and outlet ports piped, in accordance to ISO 3744.

² Value refers to the weight of the machine with 3 Phase motor if MOR range, without motor if GOR or GVR range.

³ Electric motor's construction form

N: Installed power

Q: Flow rate

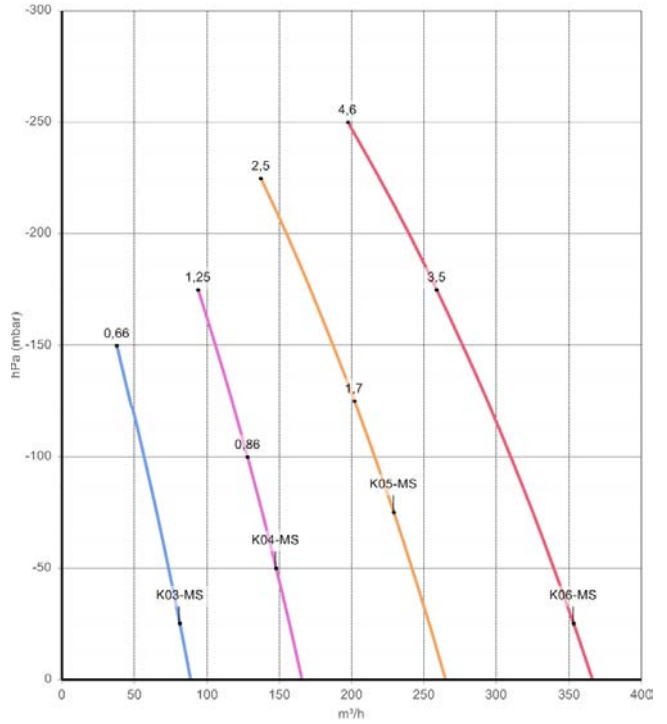
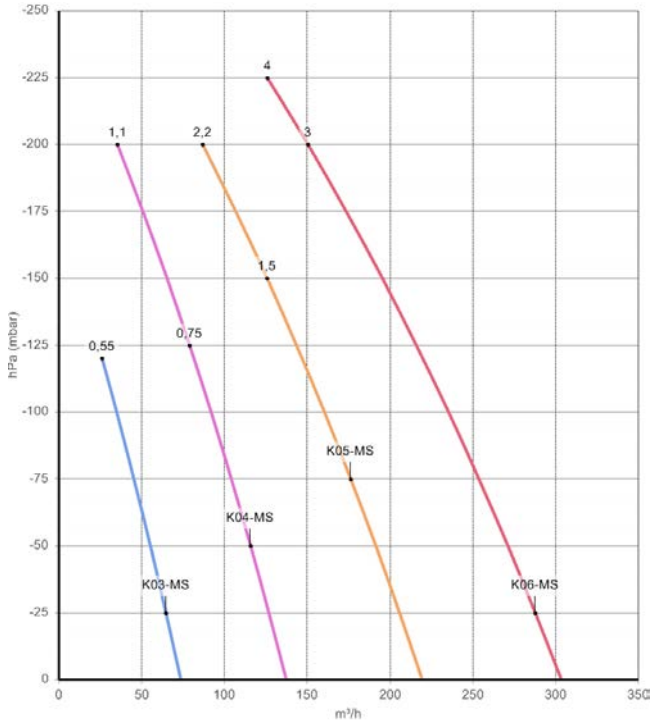
P: Differential pressure

Leq: Noise

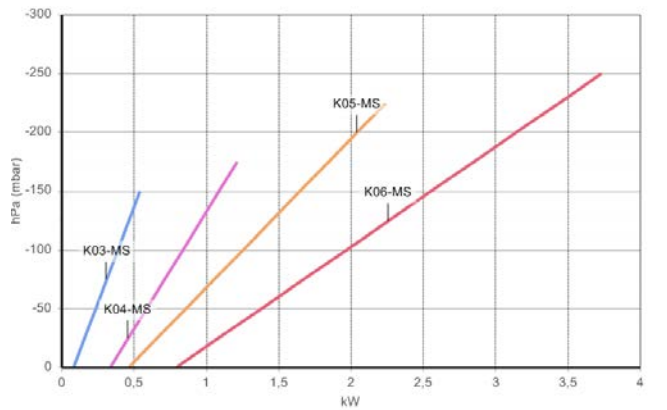
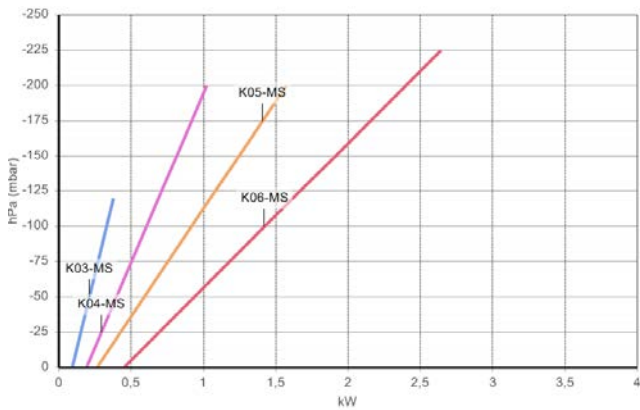
VACUUM

2900 rpm (50 Hz)

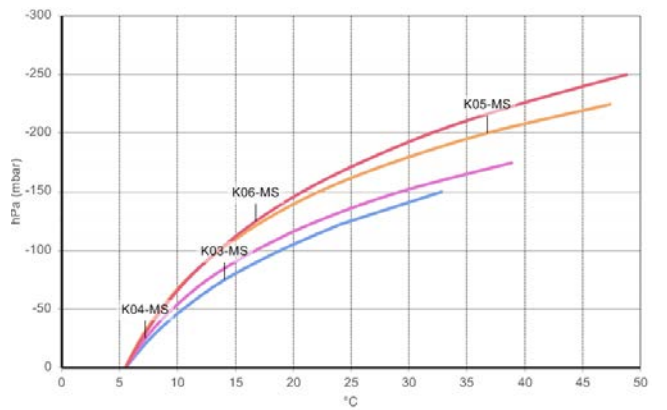
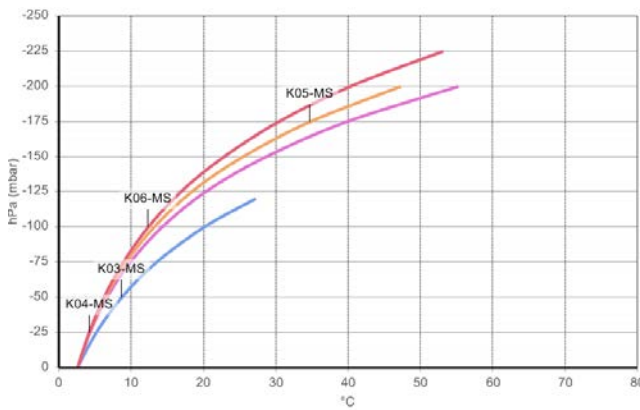
3500 rpm (60 Hz)



FLOW RATE



ABSORBED POWER

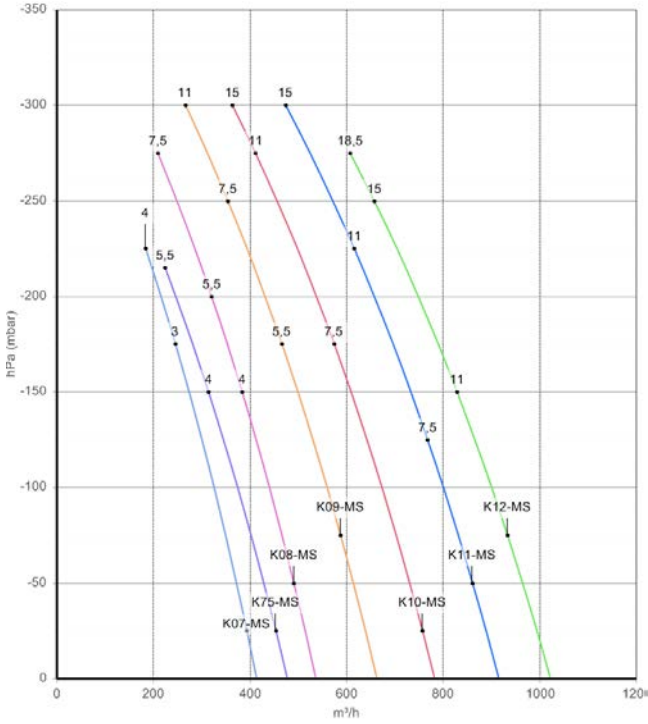


TEMPERATURE INCREASE

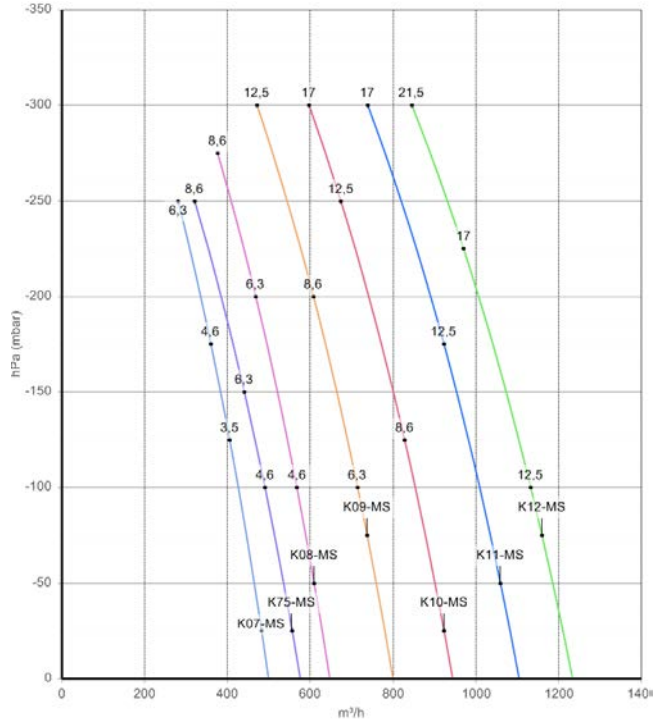
Curves refer to air at 20°C (68° F) temperature, measured at inlet port and 1013 mbar (29.92 In Hg) atmospheric backpressure (abs).
 Values for flow, power consumption and temperature rise: ± 10% tolerance
 Data can change without prior notice.

VACUUM

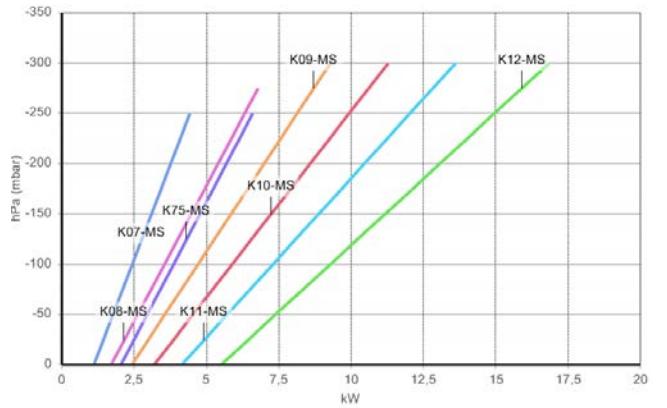
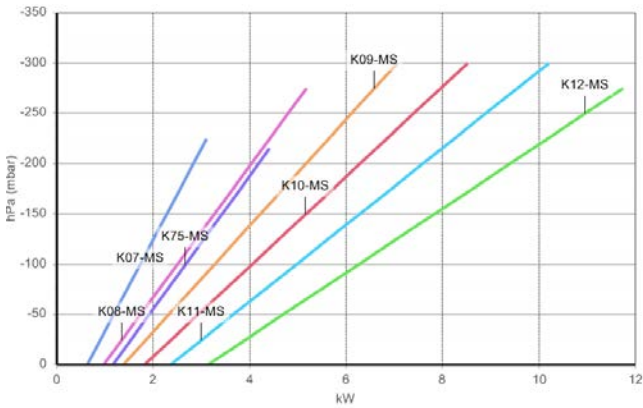
2900 rpm (50 Hz)



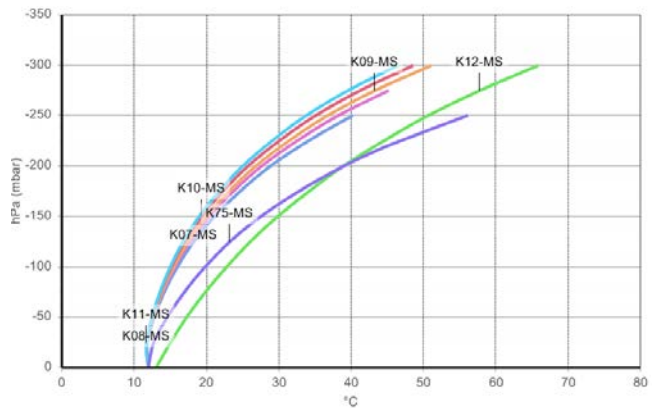
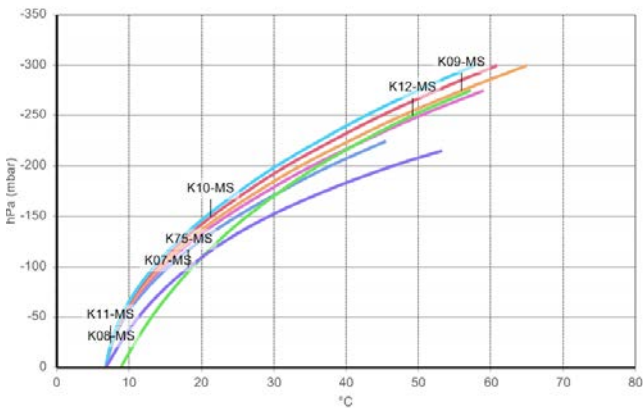
3500 rpm (60 Hz)



FLOW RATE



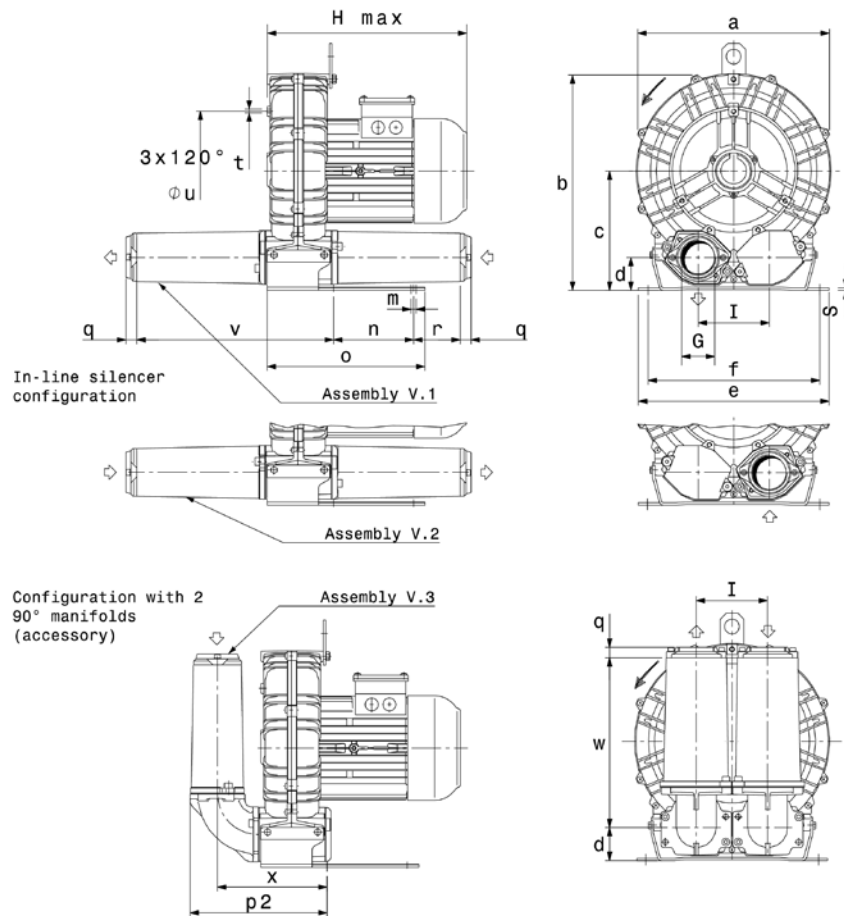
ABSORBED POWER



TEMPERATURE INCREASE

Curves refer to air at 20°C (68° F) temperature, measured at inlet port and 1013 mbar (29.92 In Hg) atmospheric backpressure (abs).
 Values for flow, power consumption and temperature rise: ± 10% tolerance
 Data can change without prior notice.

DIMENSIONS (K03-MS/K04-MS/K05-MS/K06-MS)

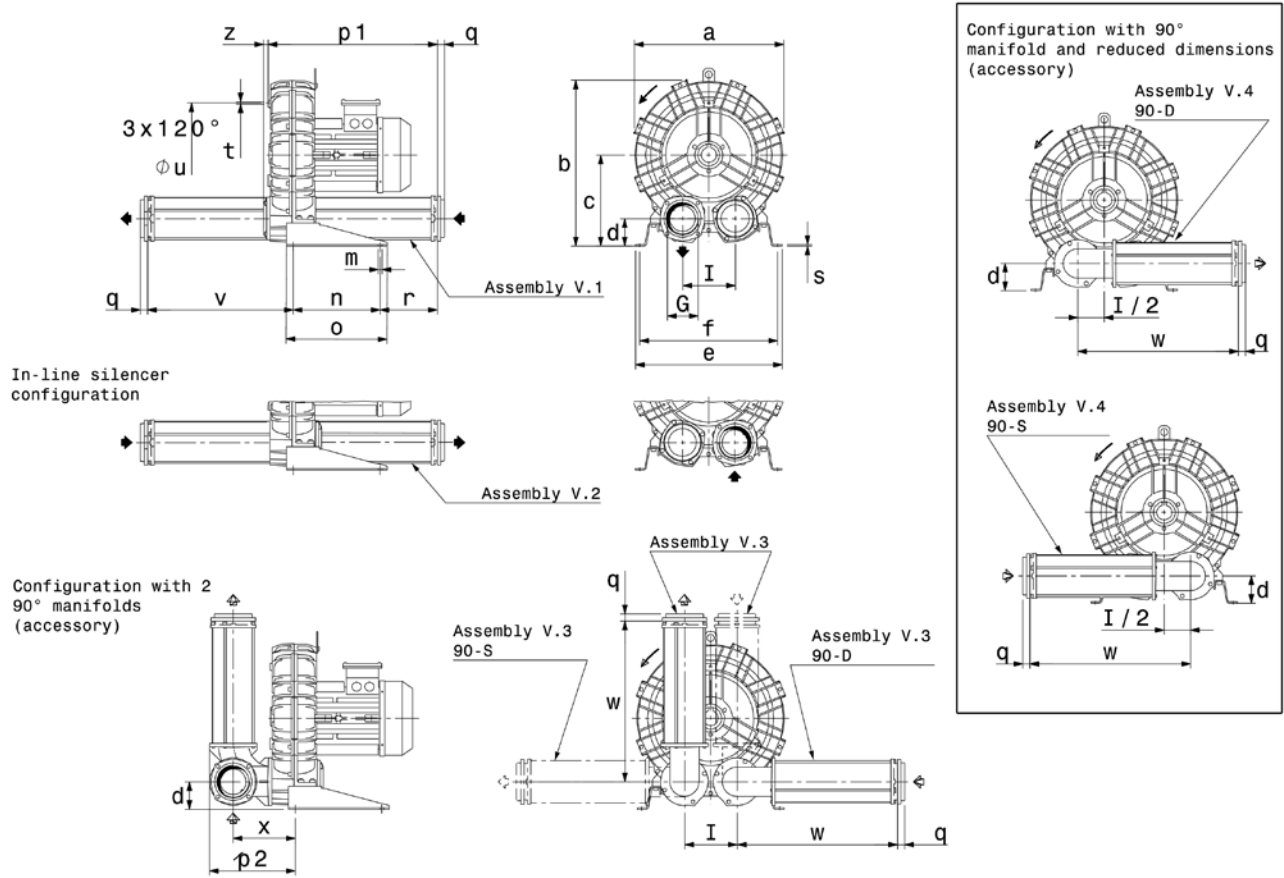


Dimensions in mm - FOR REFERENCE ONLY

Model	a	b	c	d	e	f	G	H	i	m
K03-MS	241	268	147	43	230	205	G 1" ¼	298	86	10
K04-MS	285	315	172	49	255	225	G 1" ½	311	102	12
K05-MS	327	365	200	54	320	260	G 2"	380	120	15
K06-MS	376	393	205	54	325	290	G 2"	432	125	15

Model	n	o	p1	q	r	s	t	u	z
K03-MS	83	142	205	18	75	4	M6	140	12
K04-MS	95	171	222	18	70	4	M6	175	18
K05-MS	115	265	320	18	98	4	M8	200	19
K06-MS	140	272	334	18	85	4	M8	240	19


DIMENSIONS (K07-MS/K08-MS/K09-MS/K10-MS/K11-MS/K12-MS/K75-MS)



Dimensions in mm - FOR REFERENCE ONLY

Model	a	b	c	d	e	f	G	H	i	m
K07-MS	424	481	269	82	468	438	G 3"	535	155	13
K08-MS	457	498	269	82	478	448	G 3"	535	155	13
K09-MS	492	561	315	96	508	478	G 4"	672	182	13
K10-MS	516	573	315	96	508	478	G 4"	672	182	13
K11-MS	542	603	332	91	540	508	G 4"	699	200	13
K12-MS	548	605	332	91	540	508	G 4"	702	200	13
K75-MS	424	481	269	82	468	438	G 3"	535	155	13

Model	n	o	p1	q	r	s	t	u	z
K07-MS	300	350	512	25	137	5	M8	295	16
K08-MS	300	350	512	25	137	5	M8	310	16
K09-MS	300	350	586	25	199	5	M8	360	16
K10-MS	300	350	586	25	199	5	M8	360	16
K11-MS	300	350	596	25	204	5	M8	390	16
K12-MS	300	350	599	25	204	5	M8	390	13
K75-MS	300	350	512	25	137	5	M8	295	16



FPZ
BLOWER TECHNOLOGY

FPZ, Inc

Saukville, Wisconsin
USA
usa@fpz.com

FPZ Espana/Portugal

Pral, Barcelona
Espana
mila.lozano@fpz.com

FPZ France S.a.r.l.

St. Priest
France
france@fpz.com

HEADQUARTERS

FPZ S.p.A.

Concorezzo (MB)
Italy
info@fpz.com

FPZ México/LA

Zapopan, Jalisco
México
mexico@fpz.com

FPZ UK

Andover, Hampshire
United Kingdom
uk@fpz.com

FPZ Austria & Germany

Krems
Austria
vertrieb@fpz.com